

Quickdraft®
Conveying/Exhaust Systems

Solutions for Metals Conveying

**Advanced material handling
from the technology leader.**


Quickdraft is the industry-leading innovator in pneumatic conveying systems - with more installations across all material handling sectors than all our competitors combined.



Why Pneumatic Conveying?

Quickdraft pneumatic conveying systems provide unparalleled reliability and efficiency, keeping both your metals and profits moving. Pneumatic conveying enables optimal system configuration, simplifies installation and maintenance while freeing up valuable floor space. **No fan blades in the material stream means maximum reliability for 24/7 operation.**

Quickdraft systems are designed and fabricated to expertly meet or exceed your objectives, with ongoing, outstanding customer service and support.



A Quickdraft system installed at a major aluminum producer moved **1 billion pounds** of shredded aluminum **over 12 months without a fan failure** because there are no fan blades in the material flow path.

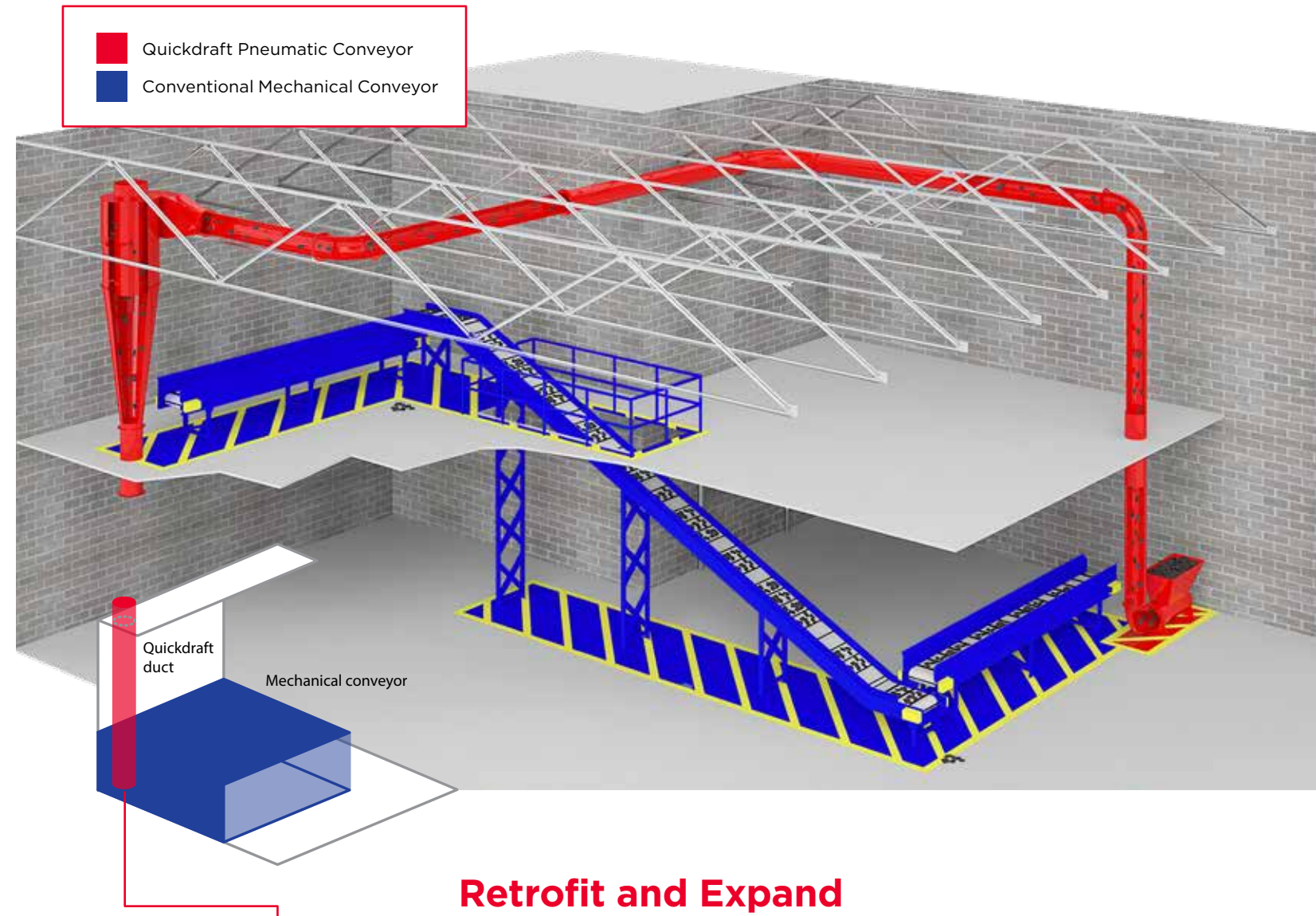
That's the equivalent of approximately 191,000 aluminum-bodied pickups with no downtime cost incurred.

Profile: Critical Uptime

How critical is system uptime? What if just an extra 18 minutes every 3 days would equal another 3,500 units produced a year?

That was the case facing a major US auto manufacturer trying to meet demand for their hottest mid-size pickup truck. When uptime is this important, every part of your process needs to operate with maximum reliability. That's why this manufacturer turned to Quickdraft. With products built for 24/7 uptime and a reputation for the best customer support in the business, they were able to deliver an all-negative pneumatic conveying system capable of moving 7,500 pounds of scrap aluminum per hour.

Quickdraft is proud to play a critical role in keeping the production line running safely and efficiently, helping to meet customer demand.



Quickdraft Uses
90%
Less Floor Space

Retrofit and Expand

Quickdraft pneumatic conveying systems are compact, can fit in tight spaces, and change elevation without occupying valuable floor space. The Quickdraft system uses **14-18" diameter ducts, compared to the substantially larger footprint of mechanical conveyors.**

Quickdraft can engineer and install ducting easily throughout new and existing plants, accommodating existing structures and routing around obstacles.


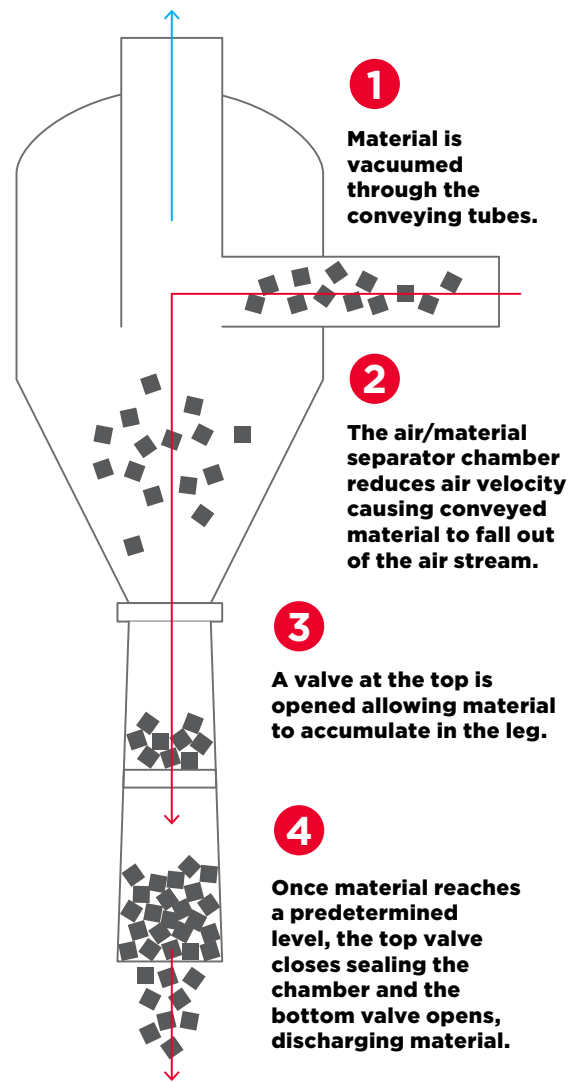
A pneumatic conveying system will free up at least 90% of the floor space required by a mechanical conveyor.

All-Negative Closed Loop System

Developed exclusively by Quickdraft for high throughput applications. Each Quickdraft All-Negative Conveying System is custom designed to meet your specific needs.

- No fan blades in the material flow path
- Up to 40% denser compaction of scrap material
- Utilizes minimum possible operating horse power

How it works.



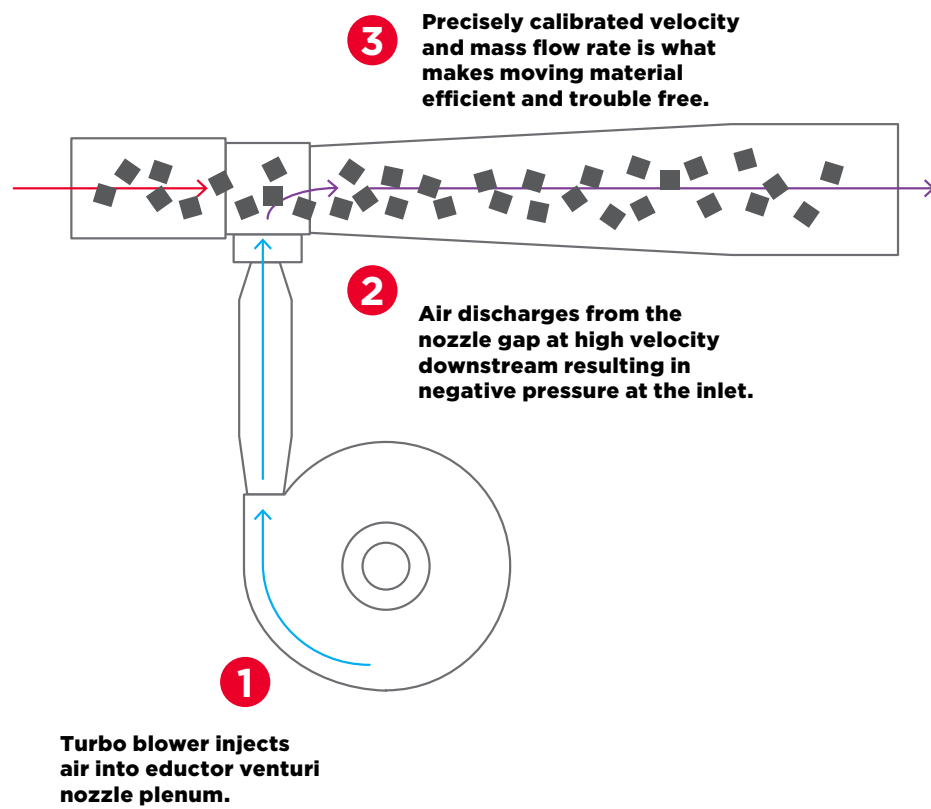
Processing material at the rate of 125 pounds of aluminum per minute.

Venturi Eductor System

The Quickdraft venturi principle has proven a reliable, successful solution for conveying metal trim for decades. Quickdraft venturi eductors maintain maximum line speed at all trim widths and thicknesses while minimizing operator interaction.

- No fan blades in the material flow path
- Ideal for chopped and continuous trim, borings, and shavings
- Multiple dust collection system alternatives available
- Increased operator safety
- Compliant with NFPA standards

How it works.



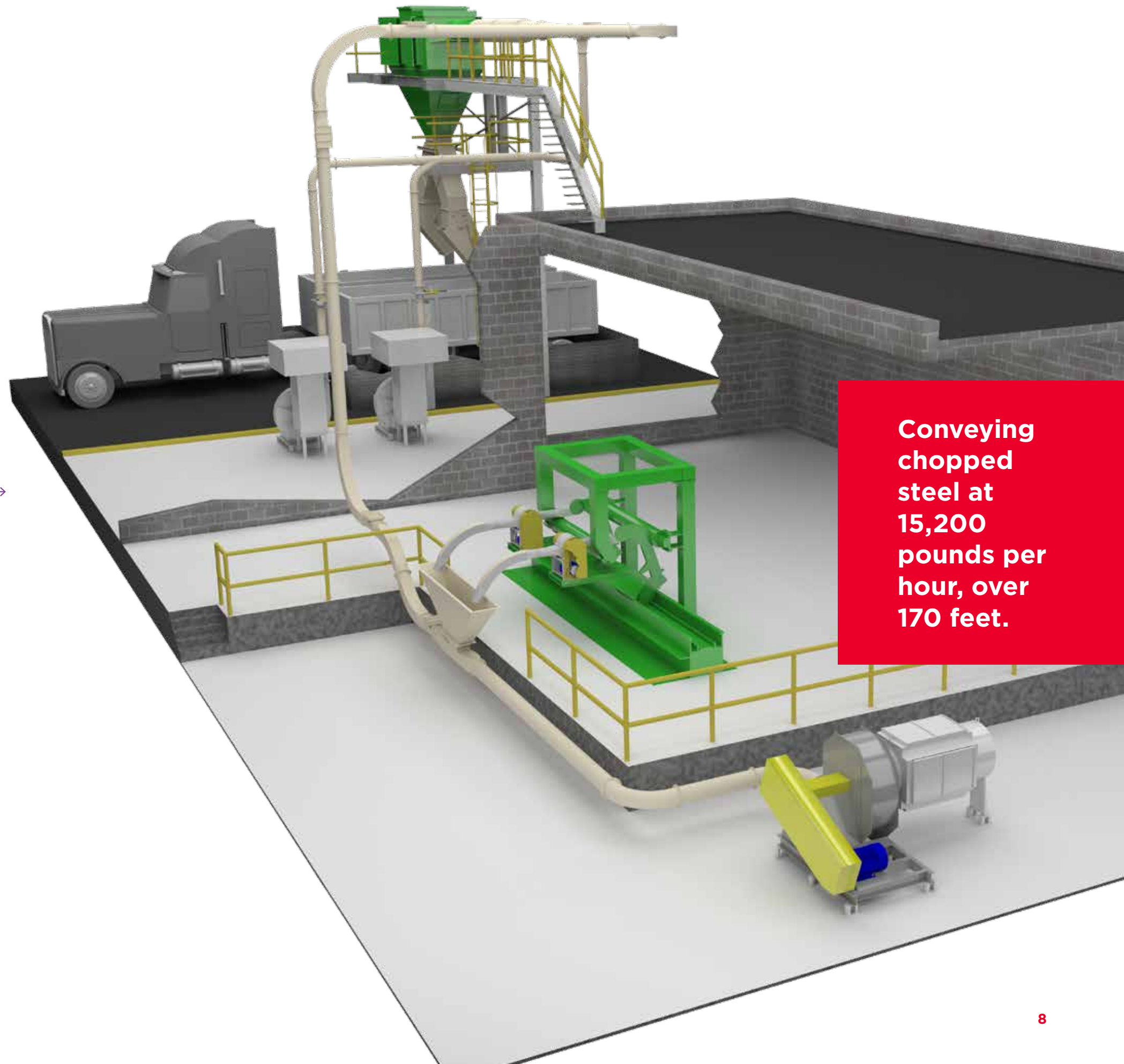
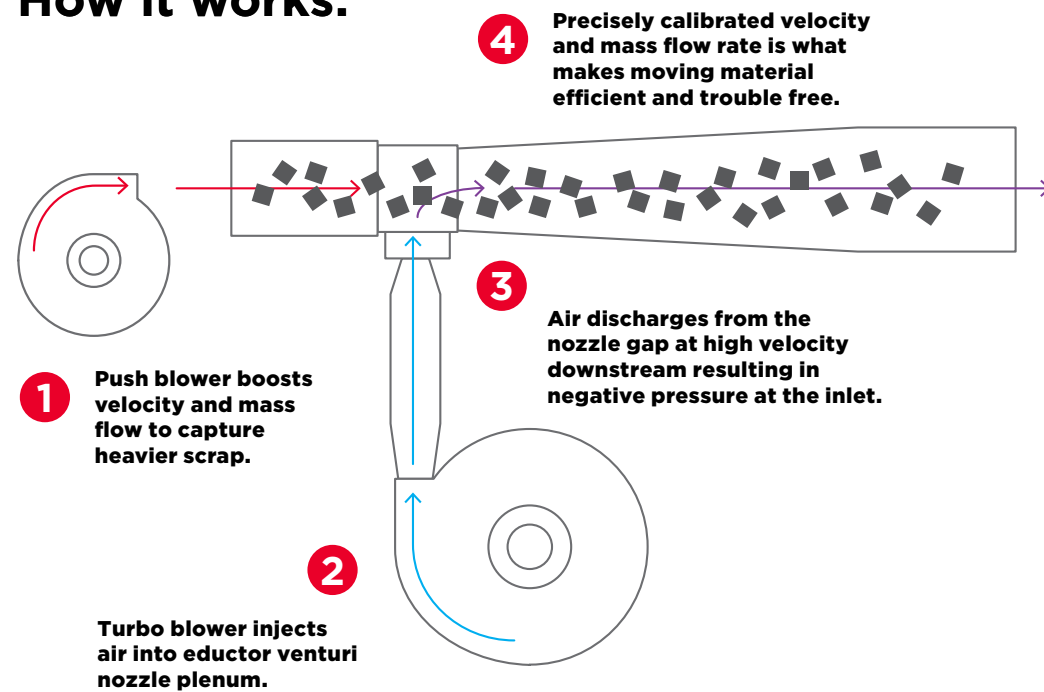
Conveying
chopped
aluminum
at 6,000
pounds per
hour, over
280 feet.

Push/Pull System with Venturi Eductor

To solve the problem of moving heavier scrap, Quickdraft engineers added a special push blower to the already powerful venturi eductor system.

- No fan blades in the material flow path
- Ideal for chopped and continuous trim, borings, and shavings
- Multiple dust collection system alternatives available
- Increased operator safety
- Compliant with NFPA standards

How it works.



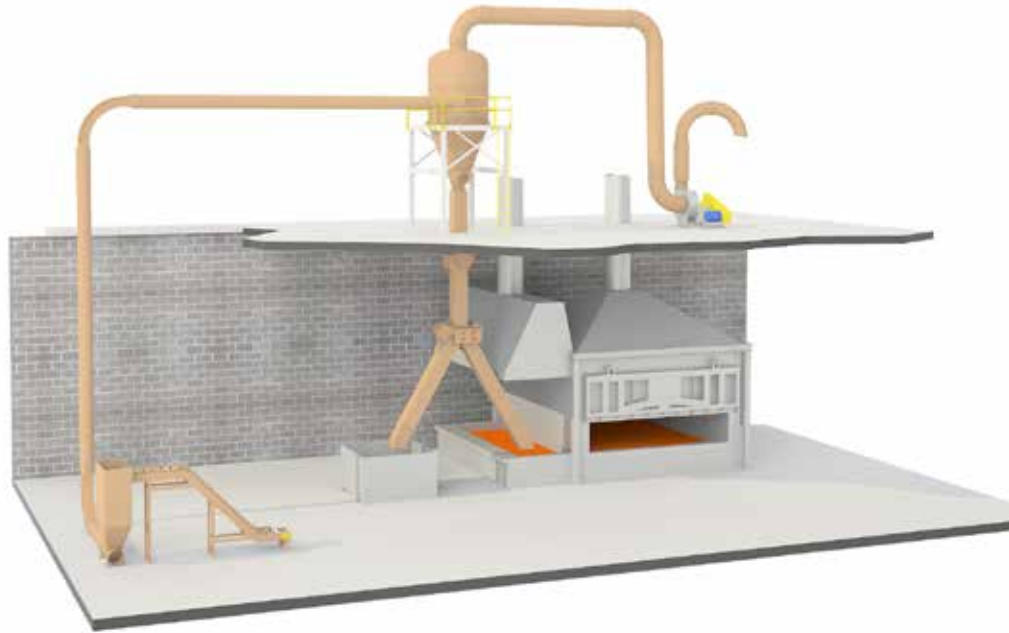
Conveying chopped steel at 15,200 pounds per hour, over 170 feet.

Profile: Technical Challenges & Opportunities

A leading producer of rolled aluminum requested an efficient, easy-to-use system to convey up to 500 pounds of scrap aluminum per minute approximately 700 feet to a furnace, with the option to discharge into a holding bin. The material route had many obstacles and space for a conveyor system was extremely limited.

The Quickdraft team designed an all-negative conveying system (shown) to move scrap from the intake point to the furnace. The system conveys 30,000 pounds of aluminum per hour, maintaining conveying vacuum pressure from start to finish, even when the scrap is discharged from the system.

As part of their overall recycling efforts, they estimate it will allow them to process up to 20 million pounds of recycled scrap per month. Most importantly, they are able to continue investing in their sustainability efforts.




Custom Configurations

Quickdraft engineers can custom design and build the ideal system for your needs, whatever they may be.

From large to small installations, Quickdraft scrap metal conveying systems are available with many custom options:

- Telescoping and pivoting intake and discharge arrangements
- Cyclonic or Wet Scrubber dust collection options
- Integrated control systems



Quickdraft

Quickdraft has led the way in reliability and customer support since 1953.

With design, engineering, manufacturing and testing under one roof, Quickdraft is able to offer unparalleled versatility in product offerings, customization, installation, and control options, all backed up by comprehensive customer support.

Quickdraft will be there to answer all your questions and resolve any issues that may arise through the entire life of your system.





Quickdraft®
Conveying/Exhaust Systems

Quickdraft, Inc.
1525 Perry Drive S.W.,
Canton, Ohio 44710 US

sales@quickdraft.com

TF: 1.855.Venturi

P: 330.477.4574

F: 330.477.3314

www.quickdraft.com/metal-conveying

